



Prüfbericht-Nr.: <i>Test report no.:</i>	CN232F20 001	Auftrags-Nr.: <i>Order no.:</i>	170343344	Seite 1 von 13 Page 1 of 13	
Kunden-Referenz-Nr.: <i>Client reference no.:</i>	-	Auftragsdatum: <i>Order date:</i>	2023.06.21		
Auftraggeber: <i>Client:</i>	FOSHAN SHUNDE ZEALUX ELECTRICAL APPLIANCES CO., LTD. No.2-8, No.9 Road, Science and Technology zone, Xingtan Industrial Park, Xingtan Town, Shunde District, 528325 Foshan City, Guangdong P.R. China				
Prüfgegenstand: <i>Test item:</i>	Heat pump space heater				
Bezeichnung / Typ-Nr.: <i>Identification / Type no.:</i>	XAH07Csi32, ALSAVO HEAT 07i				
Auftrags-Inhalt: <i>Order content:</i>	EU energy performance test				
Prüfgrundlage: <i>Test specification:</i>	COMMISSION REGULATION (EU) No 813/2013 COMMISSION DELEGATED REGULATION (EU) No 811/2013				
Wareneingangsdatum: <i>Date of sample receipt:</i>	2023.06.21				
Prüfmuster-Nr.: <i>Test sample no.:</i>	A003517990-001				
Prüfzeitraum: <i>Testing period:</i>	2023.06.21 – 2023.08.02				
Ort der Prüfung: <i>Place of testing:</i>	TÜV Rheinland (Guangdong) Ltd.				
Prüflaboratorium: <i>Testing laboratory:</i>	TÜV Rheinland (Guangdong) Ltd.				
Prüfergebnis*: <i>Test result*:</i>	Pass				
geprüft von: <i>tested by:</i>	 Signed by: Felix Tong				genehmigt von: <i>authorized by:</i>
Datum: <i>Date:</i>	2023.08.02	Ausstellungsdatum: <i>Issue date:</i>	2023.08.02		
Stellung / Position:	Project Engineer	Stellung / Position:	Reviewer		
Sonstiges / <i>Other:</i>	This report is only for heating capacity test and sound power level test.				
Zustand des Prüfgegenstandes bei Anlieferung: <i>Condition of the test item at delivery:</i>	Prüfmuster vollständig und unbeschädigt Test item complete and undamaged				
* Legende:	P(ass) = entspricht o.g. Prüfgrundlage(n)	F(ail) = entspricht nicht o.g. Prüfgrundlage(n)	N/A = nicht anwendbar	N/T = nicht getestet	
* Legend:	P(ass) = passed a.m. test specification(s)	F(ail) = failed a.m. test specification(s)	N/A = not applicable	N/T = not tested	
<p>Dieser Prüfbericht bezieht sich nur auf das o.g. Prüfmuster und darf ohne Genehmigung der Prüfstelle nicht auszugsweise vervielfältigt werden. Dieser Bericht berechtigt nicht zur Verwendung eines Prüfzeichens. <i>This test report only relates to the a. m. test sample. Without permission of the test center this test report is not permitted to be duplicated in extracts. This test report does not entitle to carry any test mark.</i></p>					

V05

Testing results summary		
Model designation	XAH07Csi32	
Function	Heating (Average)	
Outlet temperature	35	55
Design load (kW)	4.48	4.14
Annual energy consumption (kWh)	1956	2564
Seasonal space heating energy efficiency	186	131
Energy class	A+++	A++
Summary of testing		
<ol style="list-style-type: none"> The appliance was evaluated capacity test according to EN 14825:2013 and EN 14825:2022. The appliance was tested at outlet temperature 35°C and 55°C. The capacity test method is air enthalpy method. The appliance was evaluated sound power level test according to EN 12102:2013 and EN 12102-1:2022. All tests were performed on the model XAH07Csi32. The test location is below. For heating capacity test TÜV Rheinland (Guangdong) Ltd. No.199 Kezhu Road, Guangzhou Science City Guangzhou 510663 China For sound power level test CVC Testing Technology Co., Ltd. No.3, Tiantaiyi Road, Kaitai Avenue, Science City, Guangzhou, Guangdong, P.R. China 		
Test sample particulars		
Classification of installation and use	Fixed appliance	
Type of the appliance	Air to water heat pump	
Function of the appliance	Space heating or cooling	
Heating season (heating function applicable).....	Average	
Possible test case verdicts:		
- test case does not apply to the test object	N/A	
- test object does meet the requirement	P(Pass)	
- test object does not meet the requirement	F(Fail)	
Testing		
Date of receipt of test item.....	See cover page	
Date (s) of performance of tests.....	See cover page	

General product information

1. The appliance is air to water heat pump for space heating or cooling which installed at outdoor.
2. The appliance incorporates water pump and crankcase heater for compressor.




Model description:




All models are identical to each other except for model name.

The information of compressor, fan motor and water pump are listed as below.

Object / part No.	Manufacturer/ trademark	Type / model	Technical data
Compressor	Guangzhou Meizhi Compressor Ltd.	KTM180D57UMT	Rated Voltage: DC156V; 180Hz ;R32
Fan motor	Wolong Electric Group Co., Ltd.	ZWB378D02B	DC310V,8P, 120W,880r/min
Water pump	HEFEI XINHU CANNED MOTOR PUMP CO.,LTD	GPD25-6S-130	AC230V/50Hz, 100w,class H

Rating labels and marking:

AIR SOURCE HEAT PUMP	
Model	XAH07Csi32
Rated heating capacity	7kW
Rated current	14A
Power supply	220-240V~ 50Hz
Advised water flux	1.2m ³ /h
Max. water pressure	0.3MPa
Water connection	G1"
Electric shock prevention	Class I
Waterproof protection	IPX4
Max. allowable pressure(discharge)	4.5MPa
Max. allowable pressure(suction)	1.5MPa
Refrigerant (R32)	1.5kg
CO2 equivalent	1.01tonnes
Net weight	66kg
FOSHAN SHUNDE ZEALUX ELECTRICAL APPLIANCES CO., LTD. No.2-8, No.9 Road, Science and Technology Zone, Xingtan Industrial Park, Xingtan Town, Shunde District, 528325 Foshan City, Guangdong P.R. China	
Contains fluorinated greenhouse gases. Hermetically sealed system.	
  	

AIR SOURCE HEAT PUMP	
Model	ALSAVO HEAT 07i
Rated heating capacity	7kW
Rated current	14A
Power supply	220-240V~ 50Hz
Advised water flux	1.2m ³ /h
Max. water pressure	0.3MPa
Water connection	G1"
Electric shock prevention	Class I
Waterproof protection	IPX4
Max. allowable pressure(discharge)	4.5MPa
Max. allowable pressure(suction)	1.5MPa
Refrigerant (R32)	1.5kg
CO2 equivalent	1.01tonnes
Net weight	66kg
FOSHAN SHUNDE ZEALUX ELECTRICAL APPLIANCES CO., LTD. No.2-8, No.9 Road, Science and Technology Zone, Xingtan Industrial Park, Xingtan Town, Shunde District, 528325 Foshan City, Guangdong P.R. China	
Contains fluorinated greenhouse gases. Hermetically sealed system.	
  	

COMMISSION REGULATION (EU) No 813/2013 COMMISSION DELEGATED REGULATION (EU) No 811/2013			
Clause	Requirement - Test	Result - Remark	Verdict

COMMISSION REGULATION (EU) No 813/2013			
Article 1	Subject matter and scope		P
1	This Regulation establishes ecodesign requirements for the placing on the market and/or putting into service of space heaters and combination heaters with a rated heat output heater ≤ 400 kW including those integrated in packages of space heater, temperature control and solar device or packages of combination heater, temperature control and solar device as defined in article 2 of Commission Delegated Regulation (EU) No 811/2013.		P
2	This Regulation shall not apply to: (a) heaters specifically designed for using gaseous or liquid fuels predominantly produced from biomass; (b) heaters using solid fuels; (c) heaters within the scope of Directive 2010/75/EU of the European Parliament and of the Council; (d) heaters generating heat only for the purpose of providing hot drinking or sanitary water; (e) heaters for heating and distributing gaseous heat transfer media such as vapour or air; (f) cogeneration space heaters with a maximum electrical capacity of 50 kW or above. (g) heat generators designed for heaters and heater housings to be equipped with such heat generators placed on the market before 1 January 2018 to replace identical heat generators and identical heater housings. The replacement product or its packaging shall clearly indicate the heater for which it is intended.		N/A
Article 3	Ecodesign requirements and timetable		P
1	The ecodesign requirements for heaters are set out in Annex II.		P
2	Each ecodesign requirement shall apply in accordance with the following timetable:		P
	(a) from 26 September 2015: (i) heaters shall meet the requirements set out in Annex II, points 1(a), 3 and 5; (ii) combination heaters shall meet the requirements set out in Annex II, point 2(a);		N/A

COMMISSION REGULATION (EU) No 813/2013													
COMMISSION DELEGATED REGULATION (EU) No 811/2013													
Clause	Requirement - Test											Result - Remark	Verdict
	(a) from 26 September 2017: (i) electric space heaters, electric combination heaters, cogeneration space heaters, heat pump space heaters and heat pump combination heaters shall meet the requirements set out in Annex II, point 1(b); (ii) combination heaters shall meet the requirements set out in Annex II, point 2(b);												P
	(a) from 26 September 2018 heaters shall meet the requirements set out in Annex II, point 4(a).												N/A
3	Compliance with ecodesign requirements shall be measured and calculated in accordance with the requirements set out in Annex III.												P
Annex II	Ecodesign requirements												P
1	Requirements for seasonal space heating energy efficiency												P
	(a) From 26 September 2015 the seasonal space heating energy efficiency and useful efficiencies of heaters shall not fall below the following values:												N/A
	- Heat pump space heaters and heat pump combination heaters, with the exception of low-temperature heat pumps: 100%												N/A
	- Low-temperature heat pumps: 115%												N/A
	(b) From 26 September 2017 the seasonal space heating energy efficiency and useful efficiencies of heaters shall not fall below the following values:												P
	- Heat pump space heaters and heat pump combination heaters, with the exception of low-temperature heat pumps: 110%												P
	- Low-temperature heat pumps: 125%												P
2	Requirements for water heating energy efficiency												N/A
	(a) From 26 September 2015 the water heating energy efficiency of combination heaters shall not fall below the following values:												N/A
	Declared load profile	3XS	XXS	XS	S	M	L	XL	XXL	3XL	4XL	-	
	Water heating energy efficiency	22%	23%	26%	26%	30%	30%	30%	32%	32%	32%		
	(a) From 26 September 2017 the water heating energy efficiency of combination heaters shall not fall below the following values:												N/A

COMMISSION REGULATION (EU) No 813/2013													
COMMISSION DELEGATED REGULATION (EU) No 811/2013													
Clause	Requirement - Test											Result - Remark	Verdict
	Declared load profile	3XS	XXS	XS	S	M	L	XL	XXL	3XL	4XL	-	
	Water heating energy efficiency	32%	32%	32%	32%	36%	37%	38%	60%	64%	64%	-	
3	Requirements for sound power level											P	
	From 26 September 2015 the sound power level of heat pump space heaters and heat pump combination heaters shall not exceed the following values:											P	
	Rated heat output ≤ 6 kW		6 kW < Rated heat output ≤ 12 kW		12 kW < Rated heat output ≤ 30 kW		30 kW < Rated heat output ≤ 70 kW					-	
	indoor	outdoor	indoor	outdoor	indoor	outdoor	indoor	outdoor	indoor	outdoor			
	60 dB	65 dB	65 dB	70 dB	70 dB	78 dB	80 dB	88 dB					
4	Requirements for emissions nitrogen oxides											N/A	
5	Requirements for product information											N/A	
	From 26 September 2015 the following product information on heaters shall be provided:											N/A	
	(a) the instruction manuals for installers and end-users, and free access websites of manufacturers, their authorised representatives and importers shall contain the following elements:											N/A	
	- For heat pump heaters and heat pump combination heaters, the technical parameters set out in Table 2, measured and calculated in accordance with Annex III;											N/A	
	- Any specific precautions that shall be taken when the heater is assembled, installed or maintained;											N/A	
	- Information relevant for disassembly, recycling and/or disposal at end-of-life;											N/A	
Annex III	Measurements and calculations											P	

COMMISSION DELEGATED REGULATION (EU) No 811/2013

Annex II	Energy efficiency classes											P
1	Seasonal space heating energy efficiency classes											P

COMMISSION REGULATION (EU) No 813/2013 COMMISSION DELEGATED REGULATION (EU) No 811/2013			
Clause	Requirement - Test	Result - Remark	Verdict
	The seasonal space heating energy efficiency class of a heater, with the exception of low-temperature heat pumps and heat pump space heaters for low-temperature application, shall be determined on the basis of its seasonal space heating energy efficiency as set out in Table 1.		P
	The seasonal space heating energy efficiency class of a low-temperature heat pumps and a heat pump space heaters for low-temperature application shall be determined on the basis of its seasonal space heating energy efficiency as set out in Table 2.		P
	The seasonal space heating energy efficiency of a heater shall be calculated in accordance with point 3 and 4 of Annex VII, for heat pump space heaters, heat pump combination heaters and low-temperature heat pumps under average climate conditions.		P
2	Water heating energy efficiency classes		N/A
	The water heating energy efficiency class of a combination heater shall be determined on the basis of its water heating energy efficiency as set out in Table 3.		N/A
	The water heating energy efficiency of a combination heater shall be calculated in accordance with point 5 of Annex VII.		N/A

Measurements and calculations

Outlet temperature °C	35								
Outlet temperature type	<input type="checkbox"/> Fixed outlet <input checked="" type="checkbox"/> Variable outlet								
Test result	Test condition								
	A	B	C	D	E	F			
Inlet dry bulb temperature for outdoor air °C	-6.91	2.01	7.03	11.99	-9.95	-6.91			
Inlet wet bulb temperature for outdoor air °C	-7.95	1.01	6.03	11.00	-11.18	-7.95			
Inlet temperatures for indoor °C	31.10	28.26	25.74	22.77	32.45	31.10			
Outlet temperatures for indoor °C	33.96	30.04	28.04	24.07	35.20	33.96			
Measured capacity W	3975	2473	1812	1806	3824	3975			
Measured power input W	1264	536	322	277	1362	1264			
Water volume flow rate m ³ /h	1.20	1.20	1.20	1.20	1.20	1.20			
Static pressure difference kPa	6.5	6.3	6.5	6.7	6.6	6.5			
Measured power input of compressor off state W	4	4	4	4	4	4			
Compressor frequency for inverter type (Hz)	56	26	16	15	60	56			
Corrections of the power input of liquid pump if applicable									
P _{hydrau} W	2	2	2	2	2	2			
Efficiency of the pump	0.14	0.14	0.14	0.14	0.14	0.14			
Capacity correction W	13	13	13	14	13	13			
Power input correction W	15	15	15	16	16	15			
Effective capacity W	3962	2460	1799	1792	3811	3962			
Effective power input W	1249	521	307	261	1346	1249			
Calculated COP	3.17	4.72	5.87	6.86	2.83	3.17			
Electric power consumption during thermostat-off mode, standby mode, crankcase heater mode and off mode									
Off mode kW	0.005								
Thermostat-off mode kW	0.004								
Standby mode kW	0.005								
Crankcase heater mode kW	0.034								
Calculations for seasonal space heating energy efficiency									
Test condition	Outdoor heat exchanger	Indoor heat exchanger	Part Load Ratio %	Part Load kW	Tested Capacity kW	Tested COP	Cc	CR	COP at A, B, C, D, E, F condition
	Outdoor air °C	Outlet water temperature °C							
A	-7	34	88.46%	3.96	3.962	3.17	1.00	1.00	3.17
B	2	30	53.85%	2.41	2.460	4.72	0.99	1.00	4.72

C	7	27	34.62%	1.55	1.799	5.87	0.99	0.86	5.86
D	12	24	15.38%	0.69	1.792	6.86	0.98	0.38	6.70
E	-10	35.3	100.00%	4.48	3.811	2.83	1.00	1.00	2.83
F	-7	34	88.46%	3.96	3.962	3.17	1.00	1.00	3.17
SCOPon	4.75			SCOPnet		4.78			
SCOP	4.73								
η_s	186								

Outlet temperautre °C	55					
Outlet temperautre type	<input type="checkbox"/> Fixed outlet <input checked="" type="checkbox"/> Variable outlet					
Test result	Test condition					
	A	B	C	D	E	F
Inlet dry bulb temperature for outdoor air °C	-6.98	1.99	6.99	12.04	-9.99	-6.98
Inlet wet bulb temperature for outdoor air °C	-7.94	1.01	5.97	11.05	-11.00	-7.94
Inlet temperatures for indoor °C	47.98	38.24	34.07	27.96	51.15	47.98
Outlet temperatures for indoor °C	52.13	41.88	35.91	29.93	55.22	52.13
Measured capacity W	3675	2354	1639	1758	3597	3675
Measured power input W	1723	715	403	326	2062	1723
Water volume flow rate m ³ /h	0.77	0.77	0.77	0.77	0.77	0.77
Static pressure difference kPa	5.8	5.7	6.0	5.9	5.8	5.8
Meausred power input of compressor off state W	8	8	8	8	8	8
Compressor frequency for inverter type (Hz)	59	27	16	15	68	59
Corrections of the power input of liquid pump if applicable						
P _{hydrau} W	1	1	1	1	1	1
Efficiency of the pump	0.13	0.13	0.13	0.13	0.13	0.13
Capacity correction W	8	8	9	9	8	8
Power input correction W	10	10	10	10	10	10
Effective capacity W	3667	2346	1630	1749	3589	3667
Effecitve power input W	1713	705	393	316	2052	1713
Calculated COP	2.14	3.33	4.15	5.53	1.75	2.14
Electric power consumption during thermostat-off mode, standby mode, crankcase heater mode and off mode						
Off mode kW	0.005					
Thermostat-off mode kW	0.004					
Standby mode kW	0.005					
Crankcase heater mode kW	0.034					

Calculations for seasonal space heating energy efficiency									
Test condition	Outdoor heat exchanger	Indoor heat exchanger	Part Load Ratio %	Part Load kW	Tested Capacity kW	Tested COP	Cc	CR	COP at A, B, C, D, E, F condition
	Outdoor air °C	Outlet water temperature °C							
A	-7	52	88.46%	3.67	3.667	2.14	1.00	1.00	2.14
B	2	42	53.85%	2.23	2.346	3.33	0.99	1.00	3.33
C	7	36	34.62%	1.43	1.630	4.15	0.98	0.88	4.14
D	12	30	15.38%	0.64	1.749	5.53	0.97	0.36	5.30
E	-10	55.3	100.00%	4.14	3.589	1.75	1.00	1.00	1.75
F	-7	52	88.46%	3.67	3.667	2.14	1.00	1.00	2.14
SCOPon	3.35			SCOPnet		3.36			
SCOP	3.34								
η_s	131								

Test result	Indoor unit	Outdoor unit
Sound power level dB(A)	-	67.5

Photo



Picture 1 alternative appearance

End of report